













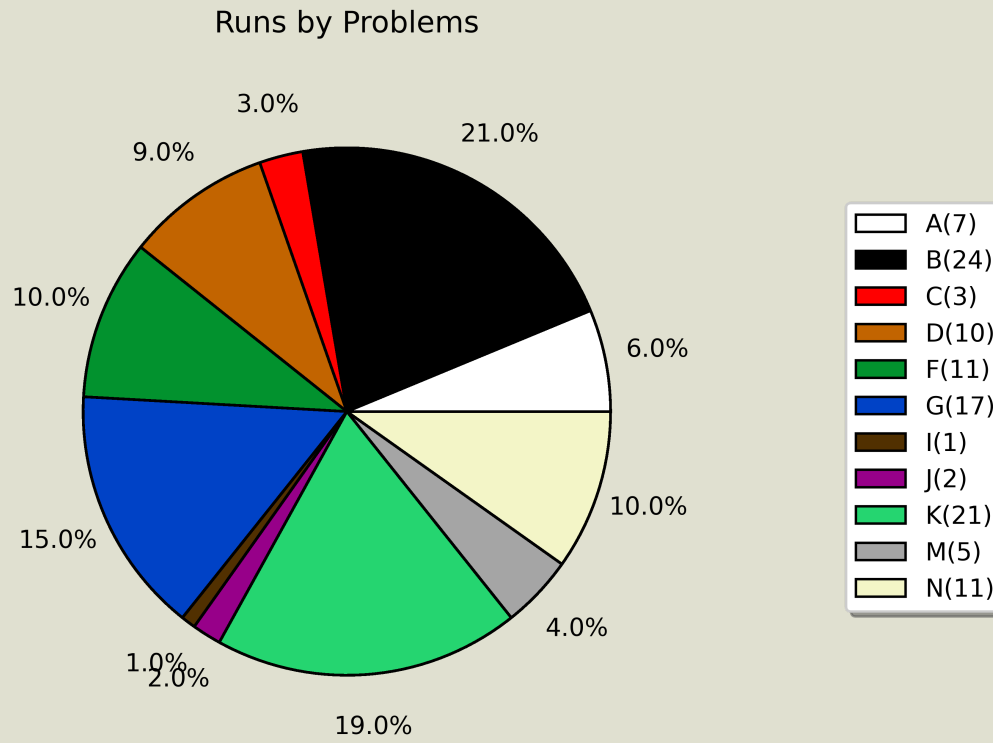


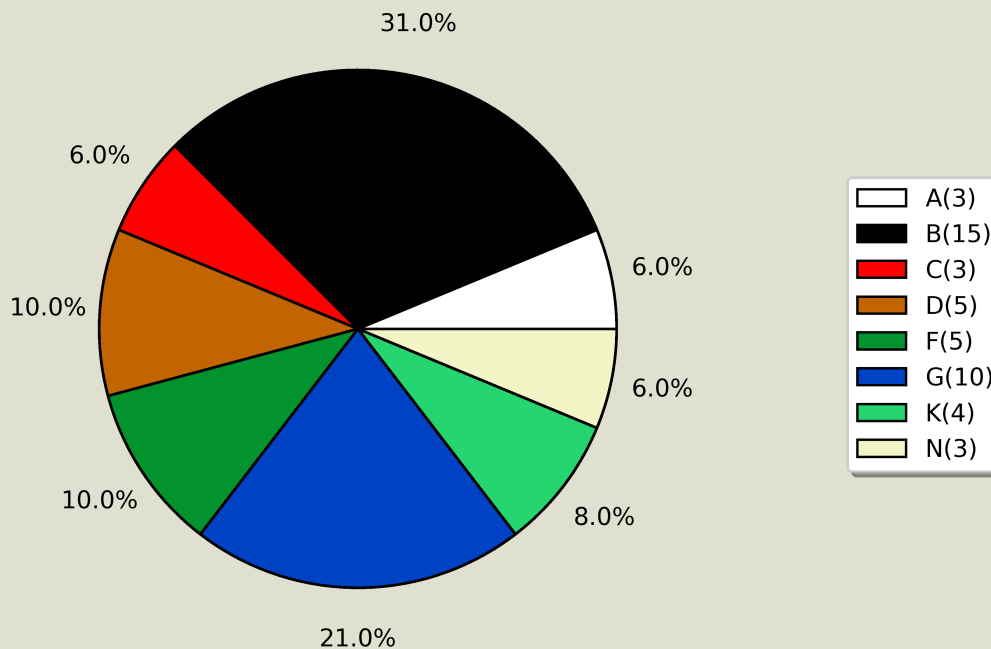
## Statistics

### Runs by Problem

Problems	Total	Accepted
A 	7	3 (43%)
B 	24	15 (63%)
C 	3	3 (100%)
D 	10	5 (50%)
E 	0	0
F 	11	5 (45%)
G 	17	10 (59%)
H 	0	0
I 	1	0 (0%)
J 	2	0 (0%)
K 	21	4 (19%)
L 	0	0
M 	5	0 (0%)
N 	11	3 (27%)









### Accepted Runs by Problems

















### Runs by Problem and Answer

<u>Problems x Answers</u>	NO - Compilation error	NO - Presentation error	NO - Runtime error	NO - Time limit exceeded	NO - Wrong answer	YES	Total
A	0	0	0	0	4 (57%)	3 (43%)	7
B	1 (4%)	1 (4%)	0	0	7 (29%)	15 (63%)	24
C	0	0	0	0	0	3 (100%)	3
D	0	0	0	0	5 (50%)	5 (50%)	10
E	0	0	0	0	0	0	0
F	0	0	0	1 (9%)	5 (45%)	5 (45%)	11
G	1 (6%)	0	0	0	6 (35%)	10 (59%)	17
H	0	0	0	0	0	0	0

I 	0	0	0	0	1 (100%)	0	1
J 	0	0	0	1 (50%)	1 (50%)	0	2
K 	0	0	7 (33%)	2 (10%)	8 (38%)	4 (19%)	21
L 	0	0	0	0	0	0	0
M 	0	0	2 (40%)	0	3 (60%)	0	5
N 	0	0	0	0	8 (73%)	3 (27%)	11

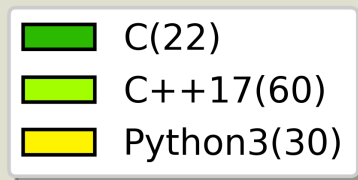
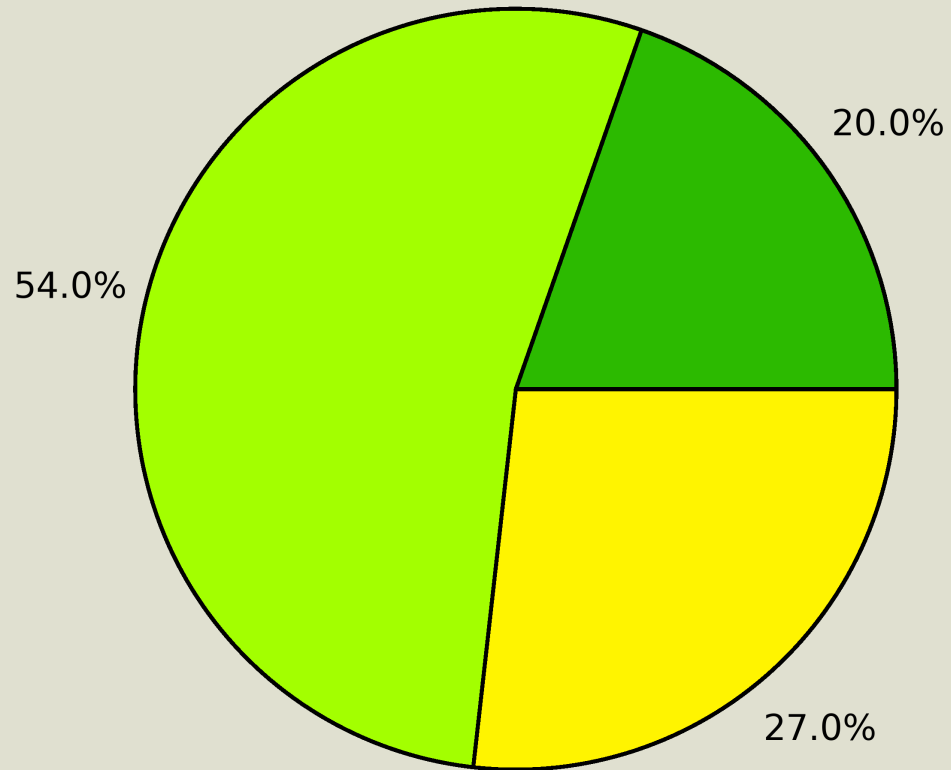
### Runs by Problem and Language

<b>Problems x Languages</b>	C	C++17	Python3	Total
A 	0	3 (43%)	4 (57%)	7
B 	8 (33%)	10 (42%)	6 (25%)	24
C 	1 (33%)	2 (67%)	0	3
D 	2 (20%)	6 (60%)	2 (20%)	10
E 	0	0	0	0
F 	2 (18%)	7 (64%)	2 (18%)	11
G 	6 (35%)	8 (47%)	3 (18%)	17
H 	0	0	0	0
I 	0	1 (100%)	0	1
J 	0	2 (100%)	0	2
K 	2 (10%)	10 (48%)	9 (43%)	21
L 	0	0	0	0
M 	0	3 (60%)	2 (40%)	5
N 	1 (9%)	8 (73%)	2 (18%)	11

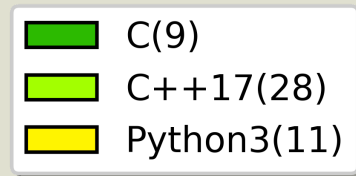
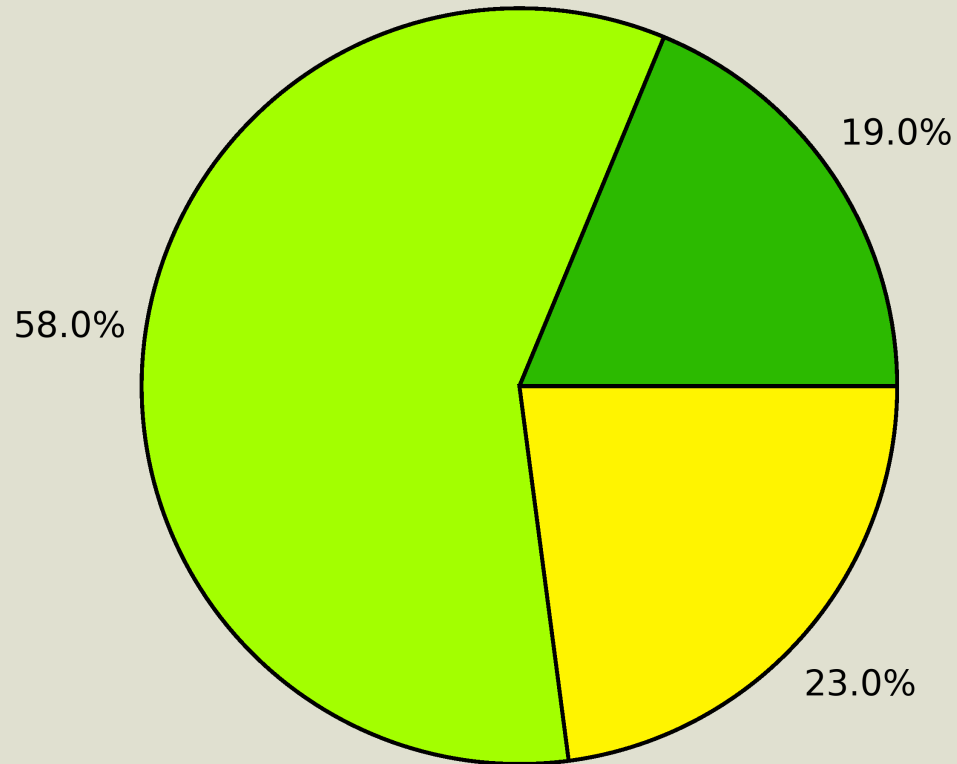
### Runs by Language

<b>Languages</b>	<b>Total</b>	<b>Accepted</b>
C	22	9 (41%)
C++17	60	28 (47%)
Python3	30	11 (37%)

### All Runs by Language



### Accepted Runs by Language



**Runs by Language and Answer**

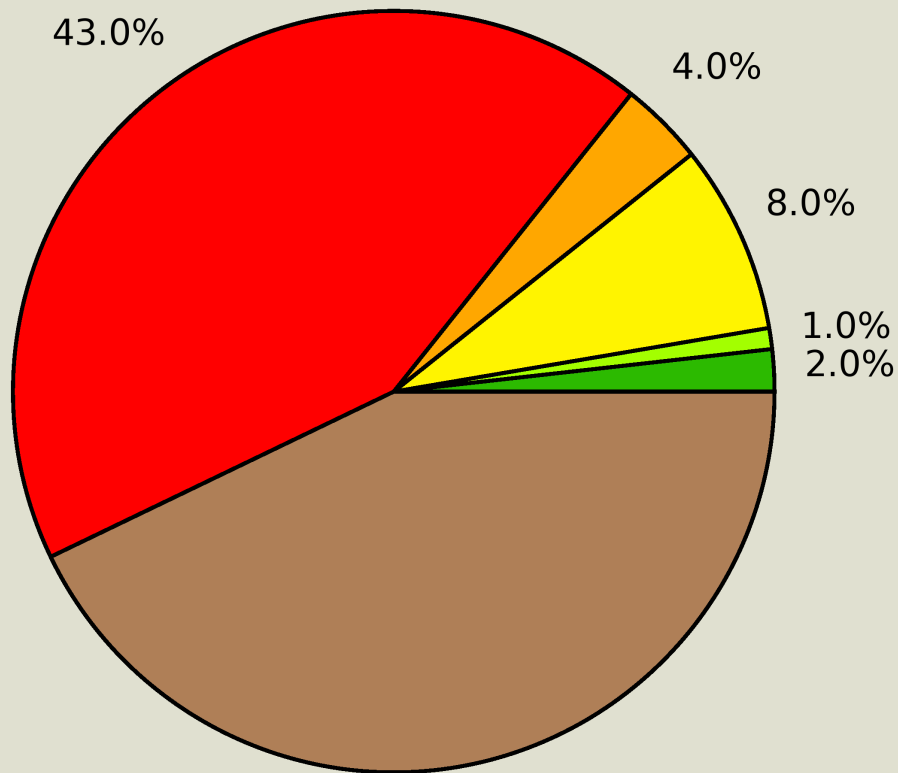
<u>Languages x Answers</u>	NO - Compilation error	NO - Presentation error	NO - Runtime error	NO - Time limit exceeded	NO - Wrong answer	YES	Total
C	0	0	0	1 (5%)	12 (55%)	9 (41%)	22
C++17	2 (3%)	0	0	1 (2%)	29 (48%)	28 (47%)	60
Python3	0	1 (3%)	9 (30%)	2 (7%)	7 (23%)	11 (37%)	30

### Runs by Answer

<u>Answers</u>	Answers
NO - Compilation error	2
NO - Presentation error	1
NO - Runtime error	9
NO - Time limit exceeded	4
NO - Wrong answer	48
YES	48


















### All Runs by Answer



- NO - Compilation error(2)
- NO - Presentation error(1)
- NO - Runtime error(9)
- NO - Time limit exceeded(4)
- NO - Wrong answer(48)
- YES(48)

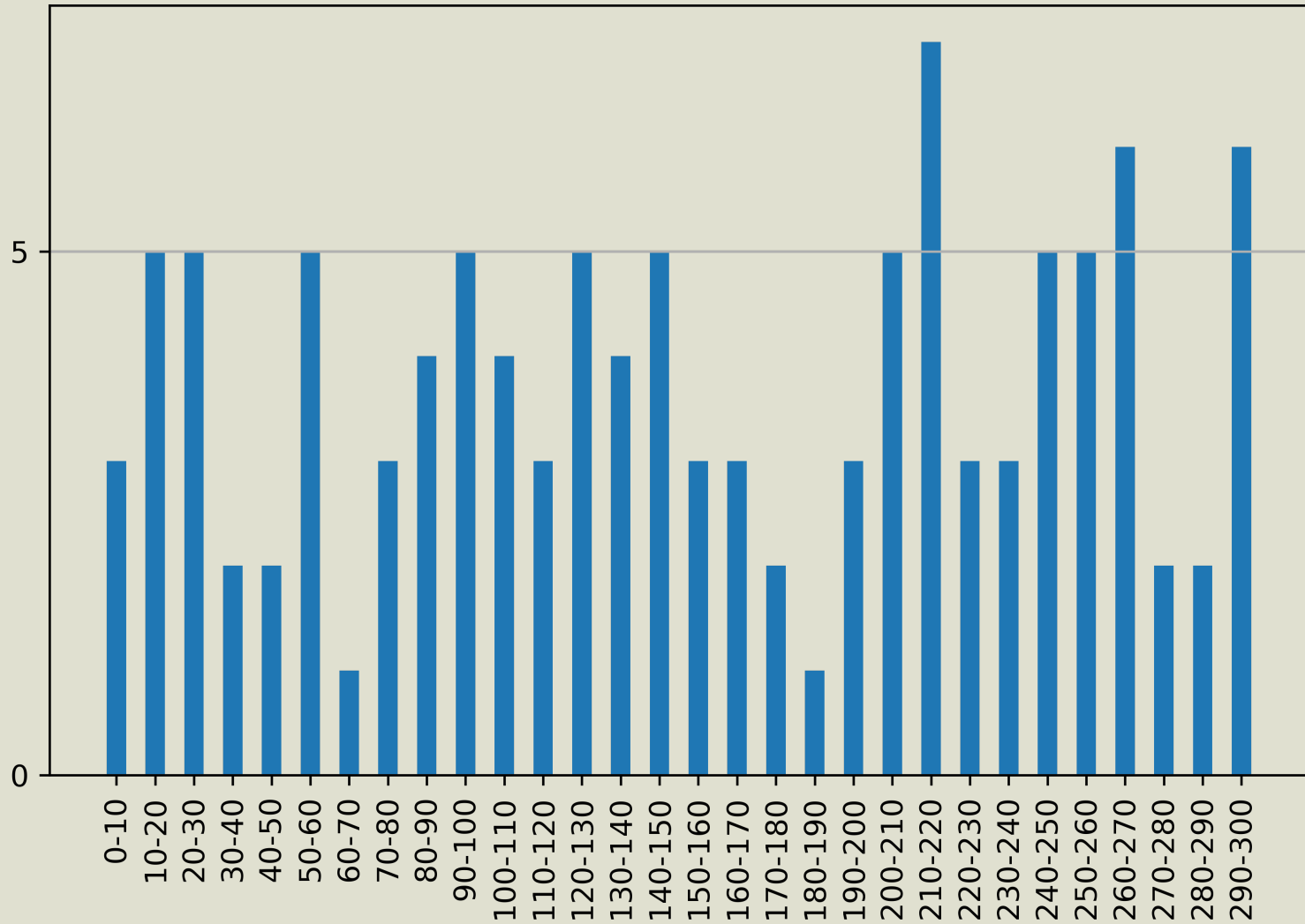
### Runs by User and Problem

<b>Users x Problems</b>	A 	B 	C 	D 	E 	F 	G 	H 	I 	J 	K 	L 	M 	N 	Total	Accepted
[UnB/Darcy] Toda criança merece comer no RU 	1 (8%)	1 (8%)	1 (8%)	1 (8%)	0	2 (15%)	1 (8%)	0	0	0	1 (8%)	0	2 (15%)	3 (23%)	13	6 (46%)
[UnB/Darcy] É aqui a prova de cálculo?	4 (33%)	1 (8%)	0	1 (8%)	0	1 (8%)	1 (8%)	0	0	0	2 (17%)	0	1 (8%)	1 (8%)	12	6 (50%)
[UnB/FGA] CGG^2	0	1 (25%)	0	0	0	0	3 (75%)	0	0	0	0	0	0	0	4	1 (25%)
[UnB/FGA] TheBoys	0	2 (40%)	0	1 (20%)	0	1 (20%)	1 (20%)	0	0	0	0	0	0	0	5	3 (60%)
[UnB/FGA] União Flantos	0	5 (21%)	0	2 (8%)	0	4 (17%)	1 (4%)	0	0	0	11 (46%)	0	0	1 (4%)	24	3 (13%)
[UnB/FGA] trio parada dura	0	1 (13%)	1 (13%)	1 (13%)	0	0	1 (13%)	0	0	1 (13%)	0	0	0	3 (38%)	8	4 (50%)
[UnB/FGA] longlong	0	2 (67%)	0	0	0	0	1 (33%)	0	0	0	0	0	0	0	3	2 (67%)
[IFB] Alisa meu pelo	0	1 (11%)	1 (11%)	2 (22%)	0	1 (11%)	1 (11%)	0	0	0	1 (11%)	0	1 (11%)	1 (11%)	9	6 (67%)
[UnB/Misto] Rebimboça da parafuseta	1 (10%)	1 (10%)	0	1 (10%)	0	1 (10%)	1 (10%)	0	1 (10%)	1 (10%)	1 (10%)	0	1 (10%)	1 (10%)	10	7 (70%)
[IESB] Byte Wizards	0	1 (50%)	0	0	0	1 (50%)	0	0	0	0	0	0	0	0	2	1 (50%)
[IESB] Os Chambas	0	3 (75%)	0	0	0	0	0	0	0	0	0	0	0	1 (25%)	4	1 (25%)
[IESB] Bitzando	1 (17%)	1 (17%)	0	1 (17%)	0	0	1 (17%)	0	0	0	2 (33%)	0	0	0	6	4 (67%)
[IESB] Os tres codeiros	0	1 (20%)	0	0	0	0	3 (60%)	0	0	0	1 (20%)	0	0	0	5	1 (20%)
[IESB] Bytecaverna	0	1 (25%)	0	0	0	0	1 (25%)	0	0	0	2 (50%)	0	0	0	4	2 (50%)

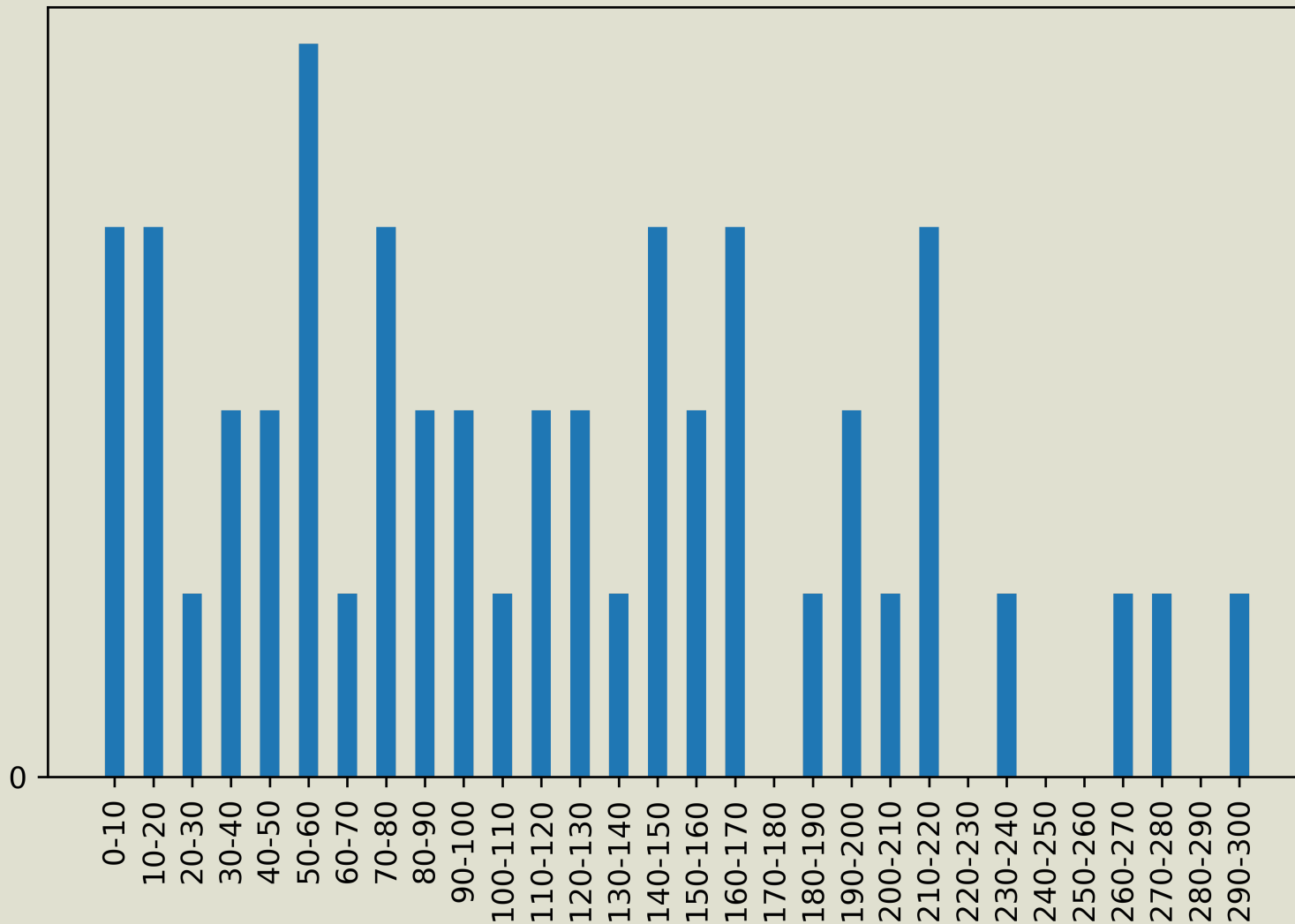
Eu mesmo	0	2 (67%)	0	0	0	0	1 (33%)	0	0	0	0	0	0	0	3	1 (33%)
----------	---	---------	---	---	---	---	---------	---	---	---	---	---	---	---	---	---------

### Runs by Time Period

### Runs by Time Period



### Accepted Runs by Time Period



Powered by BOCA boca-1.5.17. Copyright (c) 2003-2023 BOCA System (bocasystem@gmail.com). All rights reserved.