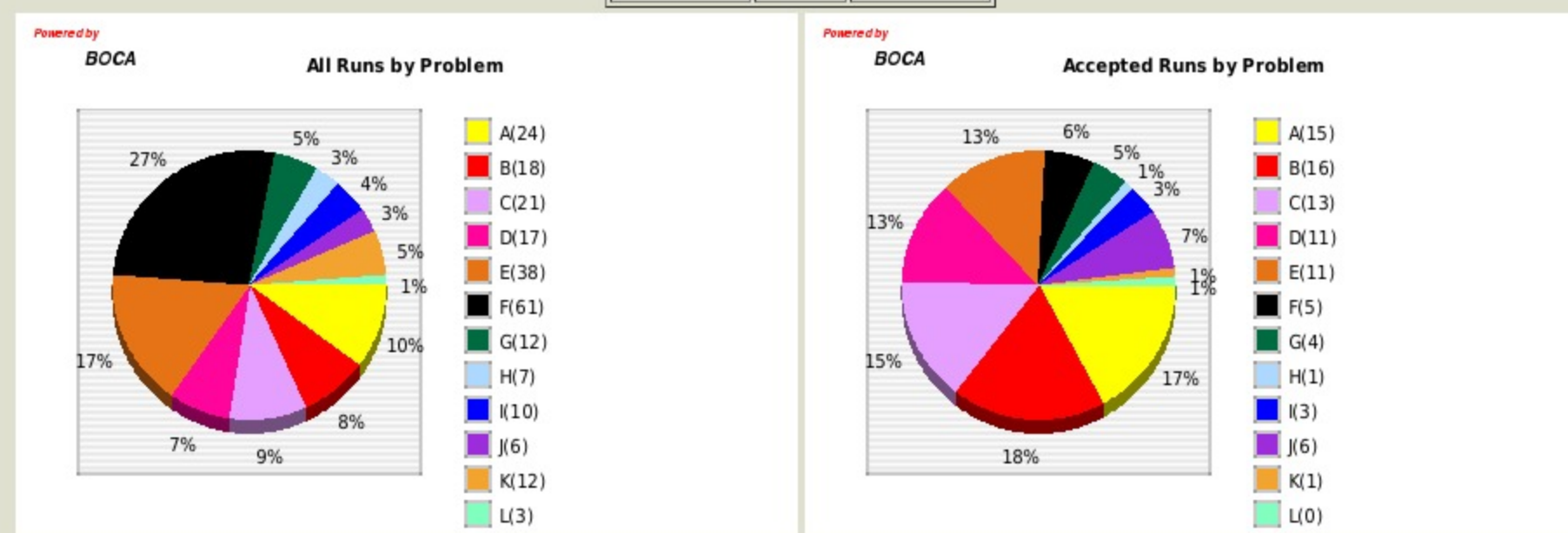


Statistics

Runs by Problem

Problems	Total	Accepted
A	24	15 (63%)
B	18	16 (89%)
C	21	13 (62%)
D	17	11 (65%)
E	38	11 (29%)
F	61	5 (8%)
G	12	4 (33%)
H	7	1 (14%)
I	10	3 (30%)
J	6	6 (100%)
K	12	1 (8%)
L	3	0 (0%)



Runs by Problem and Answer

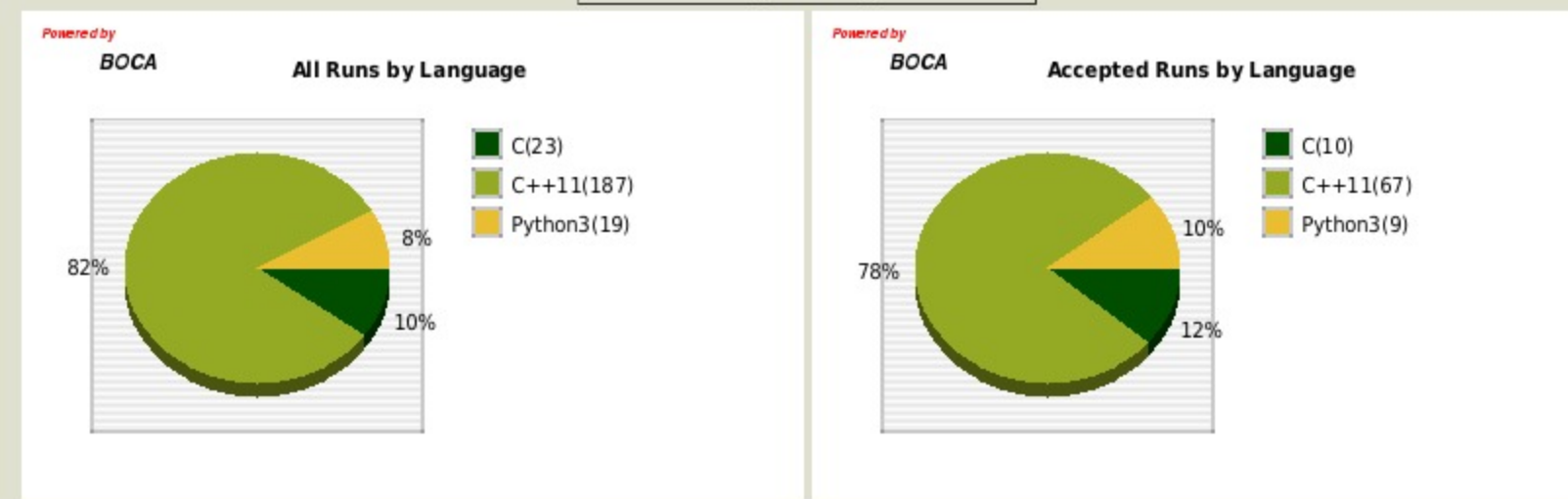
Problems x Answers	NO - Compilation error	NO - Runtime error	NO - Time limit exceeded	NO - Wrong answer	YES	Total
A	0	0	0	9 (38%)	15 (63%)	24
B	0	0	0	2 (11%)	16 (89%)	18
C	0	0	0	8 (38%)	13 (62%)	21
D	0	3 (18%)	1 (6%)	2 (12%)	11 (65%)	17
E	2 (5%)	24 (63%)	0	1 (3%)	11 (29%)	38
F	2 (3%)	6 (10%)	0	48 (79%)	5 (8%)	61
G	0	0	1 (8%)	7 (58%)	4 (33%)	12
H	0	3 (43%)	0	3 (43%)	1 (14%)	7
I	0	0	0	7 (70%)	3 (30%)	10
J	0	0	0	0	6 (100%)	6
K	0	0	2 (17%)	9 (75%)	1 (8%)	12
L	0	3 (100%)	0	0	0	3

Runs by Problem and Language

Problems x Languages	C	C++11	Python3	Total
A	2 (8%)	18 (75%)	4 (17%)	24
B	3 (17%)	13 (72%)	2 (11%)	18
C	2 (10%)	18 (86%)	1 (5%)	21
D	2 (12%)	10 (59%)	5 (29%)	17
E	2 (5%)	35 (92%)	1 (3%)	38
F	7 (11%)	54 (89%)	0	61
G	0	12 (100%)	0	12
H	1 (14%)	3 (43%)	3 (43%)	7
I	1 (10%)	9 (90%)	0	10
J	0	6 (100%)	0	6
K	3 (25%)	6 (50%)	3 (25%)	12
L	0	3 (100%)	0	3

Runs by Language

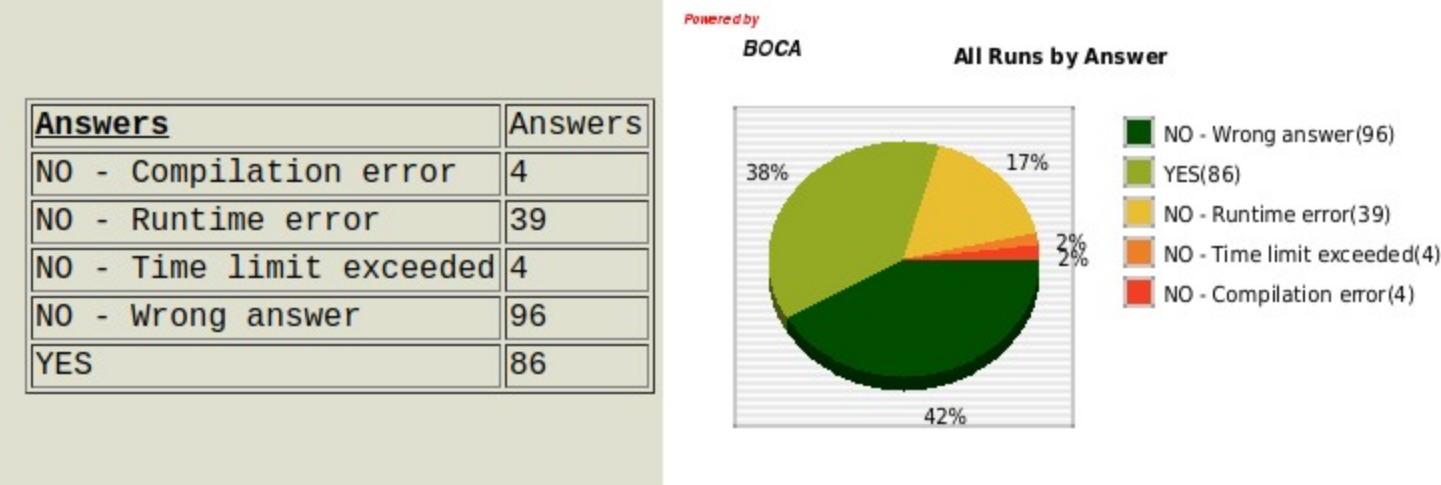
Languages	Total	Accepted
C	23	10 (43%)
C++11	187	67 (36%)
Python3	19	9 (47%)



Runs by Language and Answer

Languages x Answers	NO - Compilation error	NO - Runtime error	NO - Time limit exceeded	NO - Wrong answer	YES	Total
C	0	1 (4%)	0	12 (52%)	10 (43%)	23
C++11	4 (2%)	38 (20%)	3 (2%)	75 (40%)	67 (36%)	187
Python3	0	0	1 (5%)	9 (47%)	9 (47%)	19

Runs by Answer



Runs by User and Problem

Users x Problems	A	B	C	D	E	F	G	H	I	J	K	L	Total	Accepted
[UnB/FGA] Trio 0	1 (7%)	1 (7%)	1 (7%)	1 (7%)	1 (7%)	4 (29%)	1 (7%)	3 (21%)	0	1 (7%)	0	0	14	8 (57%)
[UnB/FGA] Trio 1	2 (11%)	1 (5%)	2 (11%)	1 (5%)	1 (5%)	10 (53%)	0	0	1 (5%)	1 (5%)	0	0	19	7 (37%)
[UnB/FGA] Trio 2	2 (7%)	1 (3%)	1 (3%)	1 (3%)	1 (3%)	16 (53%)	3 (10%)	0	1 (3%)	1 (3%)	3 (10%)	0	30	9 (30%)
[UnB/FGA] Trio 3	1 (5%)	1 (5%)	1 (5%)	1 (5%)	1 (5%)	2 (11%)	3 (16%)	0	2 (11%)	1 (5%)	3 (16%)	3 (16%)	19	8 (42%)
[UnB/FGA] Trio 4	1 (7%)	1 (7%)	1 (7%)	3 (21%)	1 (7%)	4 (29%)	1 (7%)	0	0	0	2 (14%)	0	14	4 (29%)
[UnB/FGA] Trio 5	1 (5%)	1 (5%)	2 (10%)	1 (5%)	2 (10%)	5 (25%)	1 (5%)	0	5 (25%)	1 (5%)	1 (5%)	0	20	8 (40%)
[UnB/FGA] Trio 6	3 (15%)	1 (5%)	1 (5%)	0	8 (40%)	5 (25%)	2 (10%)	0	0	0	0	0	20	3 (15%)
[UnB/FGA] Trio 7	1 (17%)	1 (17%)	0	1 (17%)	2 (33%)	1 (17%)	0	0	0	0	0	0	6	4 (67%)
[UnB/FGA] Trio 8	1 (5%)	1 (5%)	6 (30%)	0	11 (55%)	0	1 (5%)	0	0	0	0	0	20	3 (15%)
[UnB/FGA] Trio 9	1 (33%)	1 (33%)	1 (33%)	0	0	0	0	0	0	0	0	0	3	2 (67%)
[IFB] CodeCats :3	1 (6%)	1 (6%)	1 (6%)	2 (11%)	1 (6%)	7 (39%)	0	1 (6%)	1 (6%)	0	3 (17%)	0	18	7 (39%)
[IFB] KKKKKKKKK XD	2 (67%)	1 (33%)	0	0	0	0	0	0	0	0	0	0	3	2 (67%)
[IFB] JS Boys	2 (22%)	1 (11%)	1 (11%)	1 (11%)	1 (11%)	0	0	3 (33%)	0	0	0	0	9	5 (56%)
[UnB/FGA] Bum Chacalaca!	3 (25%)	1 (8%)	1 (8%)	1 (8%)	1 (8%)	5 (42%)	0	0	0	0	0	0	12	5 (42%)
[UnB/CiC] Vrau	1 (9%)	2 (18%)	1 (9%)	1 (9%)	4 (36%)	1 (9%)	0	0	0	1 (9%)	0	0	11	5 (45%)
[IFB] era para eu ta organizando	1 (9%)	2 (18%)	1 (9%)	3 (27%)	3 (27%)	1 (9%)	0	0	0	0	0	0	11	6 (55%)
[UnB/FGA] Novo time	0	0	0	0	0	0	0	0	0	0	0	0	0	0

Runs by Time Period

