














Statistics

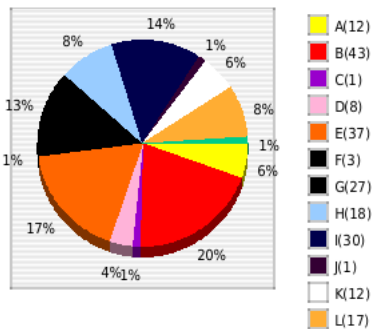
Runs by Problem

Problems	Total	Accepted
A 	12	12 (100%)
B 	43	5 (12%)
C 	1	0 (0%)
D 	8	0 (0%)
E 	37	14 (38%)
F 	3	0 (0%)
G 	27	6 (22%)
H 	18	1 (6%)
I 	30	0 (0%)
J 	1	1 (100%)
K 	12	5 (42%)
L 	17	12 (71%)
M 	1	0 (0%)

Powered by

BOCA

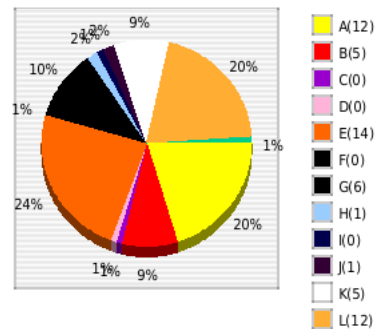
All Runs by Problem















Powered by

BOCA

Accepted Runs by Problem
















Runs by Problem and Answer

Problems x Answers	NO - Compilation error	NO - Presentation error	NO - Runtime error	NO - Time limit exceeded	NO - Wrong answer	YES	Total
A 	0	0	0	0	0	12 (100%)	12
B 	3 (7%)	1 (2%)	0	19 (44%)	15 (35%)	5 (12%)	43
C 	0	0	0	0	1 (100%)	0	1
D 	0	0	0	0	8 (100%)	0	8
E 	4 (11%)	1 (3%)	2 (5%)	0	16 (43%)	14 (38%)	37
F 	1 (33%)	0	1 (33%)	0	1 (33%)	0	3
G 	1 (4%)	0	2 (7%)	3 (11%)	15 (56%)	6 (22%)	27
H 	0	0	2 (11%)	1 (6%)	14 (78%)	1 (6%)	18
I 	7 (23%)	0	2 (7%)	1 (3%)	20 (67%)	0	30
J 	0	0	0	0	0	1 (100%)	1
K 	1 (8%)	0	0	1 (8%)	5 (42%)	5 (42%)	12
L 	0	0	0	1 (6%)	4 (24%)	12 (71%)	17
	0	0	0	0	1 (100%)	0	1

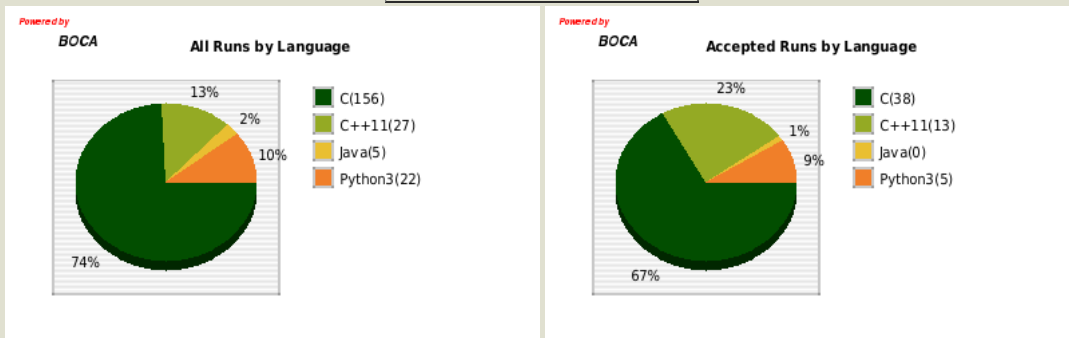
M						
---	--	--	--	--	--	--

Runs by Problem and Language

Problems x Languages	C	C++11	Java	Python3	Total
A 	9 (75%)	2 (17%)	0	1 (8%)	12
B 	34 (79%)	4 (9%)	0	5 (12%)	43
C 	1 (100%)	0	0	0	1
D 	6 (75%)	1 (13%)	0	1 (13%)	8
E 	31 (84%)	2 (5%)	2 (5%)	2 (5%)	37
F 	1 (33%)	2 (67%)	0	0	3
G 	17 (63%)	7 (26%)	0	3 (11%)	27
H 	9 (50%)	1 (6%)	3 (17%)	5 (28%)	18
I 	24 (80%)	4 (13%)	0	2 (7%)	30
J 	0	0	0	1 (100%)	1
K 	10 (83%)	2 (17%)	0	0	12
L 	14 (82%)	2 (12%)	0	1 (6%)	17
M 	0	0	0	1 (100%)	1

Runs by Language

Languages	Total	Accepted
C	156	38 (24%)
C++11	27	13 (48%)
Java	5	0 (0%)
Python3	22	5 (23%)



Runs by Language and Answer

Languages x Answers	NO - Compilation error	NO - Presentation error	NO - Runtime error	NO - Time limit exceeded	NO - Wrong answer	YES	Total
C	13 (8%)	1 (1%)	0	21 (13%)	83 (53%)	38 (24%)	156
C++11	4 (15%)	0	1 (4%)	1 (4%)	8 (30%)	13 (48%)	27
Java	0	0	3 (60%)	1 (20%)	1 (20%)	0	5
Python3	0	1 (5%)	5 (23%)	3 (14%)	8 (36%)	5 (23%)	22

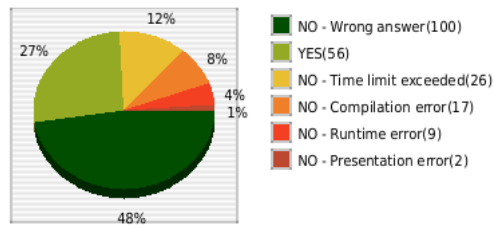
Runs by Answer

Answers	Answers
NO - Compilation error	17
NO - Presentation error	2
NO - Runtime error	9
NO - Time limit exceeded	26
NO - Wrong answer	100
YES	56

Powered by

BOCA

All Runs by Answer



Runs by User and Problem

Users x Problems	A	B	C	D	E	F	G	H	I	J	K
[IFB] Só C Salva	1 (10%)	1 (10%)	0	0	5 (50%)	0	0	0	1 (10%)	0	0
[IFB] CalangosOrientadosAProgramação	0	0	0	0	2 (50%)	0	0	1 (25%)	0	0	1 (25%)
[IFB] Codeleira	0	2 (13%)	1 (7%)	0	11 (73%)	0	1 (7%)	0	0	0	0
[IFB] IFSociety	1 (6%)	3 (18%)	0	0	2 (12%)	0	2 (12%)	5 (29%)	2 (12%)	0	0
[IFB] Holy Avengers	1 (5%)	3 (14%)	0	0	1 (5%)	0	5 (23%)	0	11 (50%)	0	0
[IFB] #<includeBatata>	1 (5%)	7 (33%)	0	0	3 (14%)	0	0	2 (10%)	6 (29%)	0	1 (5%)
[IFB] Haappy	1 (7%)	5 (33%)	0	0	1 (7%)	0	0	2 (13%)	1 (7%)	0	2 (13%)
[IFB] Mágicos da Programação	0	0	0	0	2 (100%)	0	0	0	0	0	0
[UnB/FGA] Cangaçofware	1 (6%)	2 (12%)	0	2 (12%)	1 (6%)	3 (18%)	4 (24%)	2 (12%)	0	0	1 (6%)
[UnB/FGA] Lo and Behold	1 (6%)	6 (33%)	0	4 (22%)	1 (6%)	0	3 (17%)	1 (6%)	0	0	1 (6%)
[UnB/FGA] Fanclube_Duerno	1 (8%)	4 (31%)	0	0	1 (8%)	0	2 (15%)	1 (8%)	1 (8%)	0	2 (15%)
[UnB/FGA] Time 7	1 (6%)	4 (24%)	0	0	2 (12%)	0	1 (6%)	3 (18%)	3 (18%)	0	2 (12%)
[IESB] Einstein	1 (8%)	0	0	0	3 (23%)	0	5 (38%)	0	1 (8%)	0	0
[IESB] Programação Orientada à Cebola	1 (7%)	2 (14%)	0	2 (14%)	1 (7%)	0	2 (14%)	1 (7%)	2 (14%)	1 (7%)	1 (7%)
[IESB] BitBox	1 (8%)	4 (33%)	0	0	1 (8%)	0	2 (17%)	0	2 (17%)	0	1 (8%)

Runs by Time Period

